



NORTH DAVIS SEWER DISTRICT

User Charge Increase

April 10, 2025

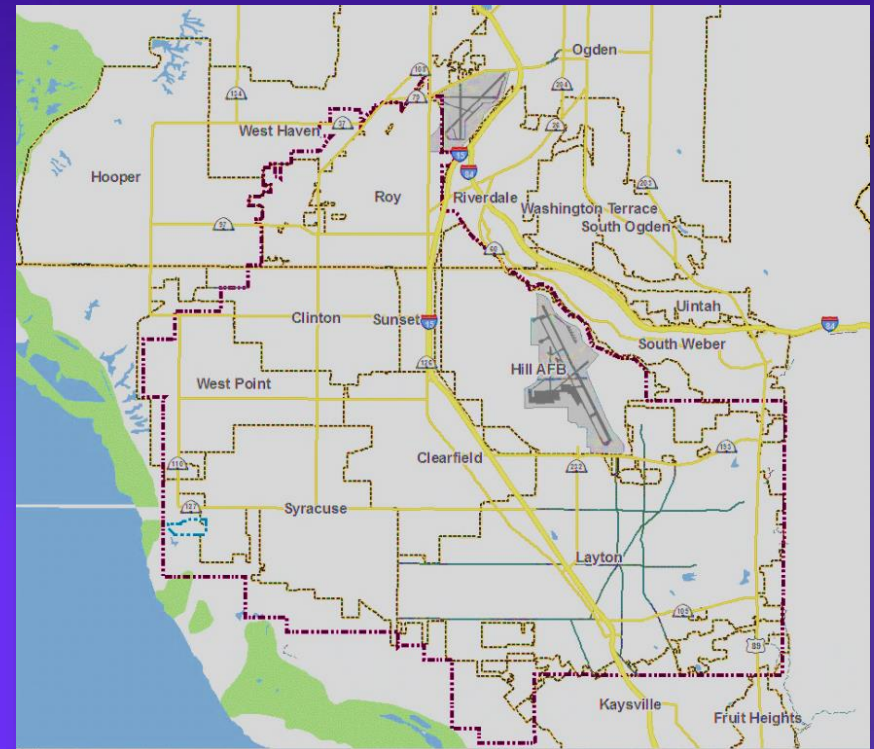
North Davis Sewer District

- District Formed in 1954
- Oldest collection pipe assets constructed in 1942
- Wastewater Treatment Plant constructed in 1954 with latest process improvements completed in 2017



North Davis Sewer District

- 7 Cities; 2 Counties
- 80 Square Miles
- 110 miles of sewer pipes
 - 8 inch to 84 inch
- 34 MGD Treatment Plant
- Wholesale services to cities by contract
 - Cities charge residents additional fees to maintain city owned sewer collection system

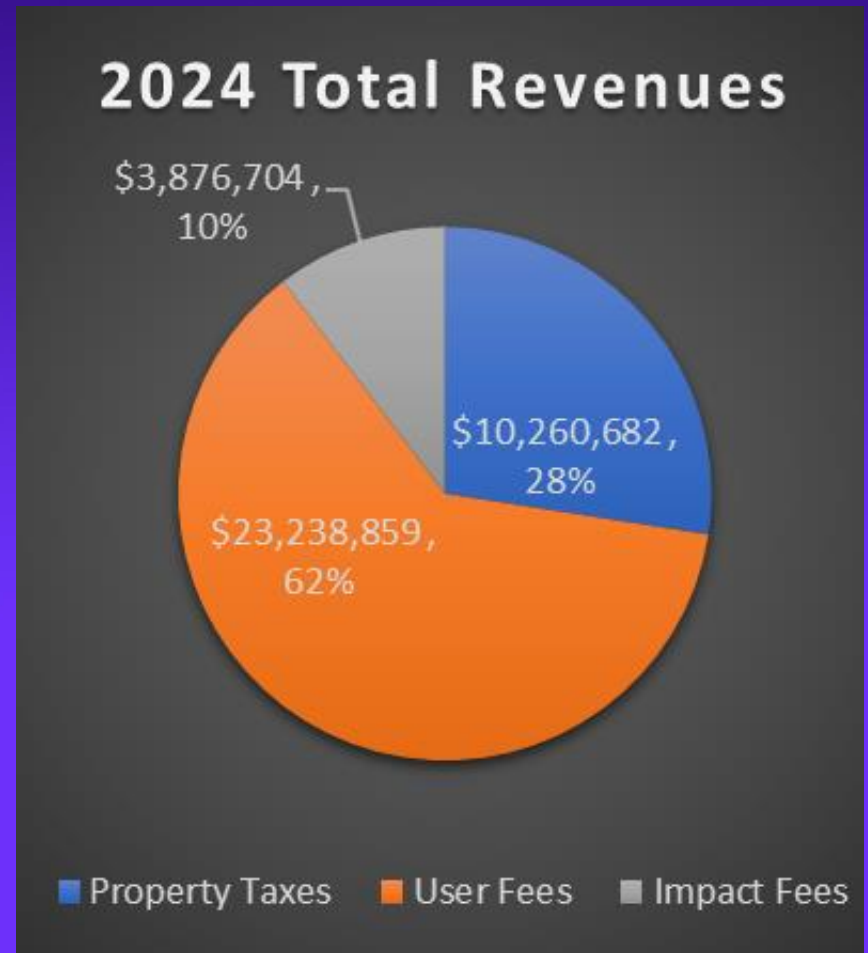


242,000 people served



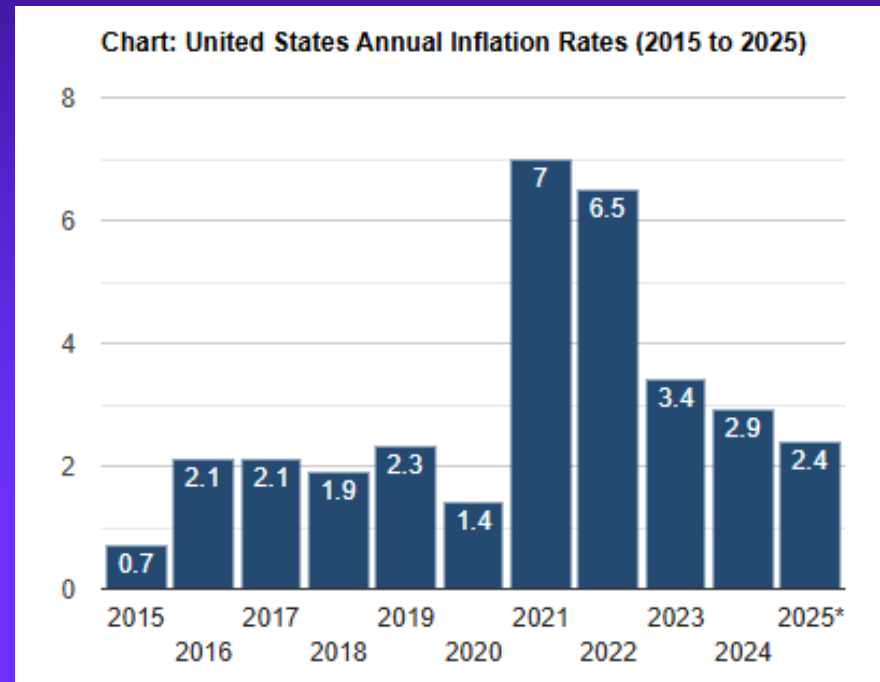
Revenue Sources

- Three sources of revenue
 - Monthly User Fees
 - Taxes
 - Impact Fees
- Charge cities
\$21.50/month/residential connection
- Receive income from property taxes
(28% reduction beginning 2025)
- Charge impact fees for new residential connections based on type
 - (single-family, townhome, apartments, etc.)



Reasons for Rate Increase

- Rising Operational Costs since last increase in 2017
 - Inflation
 - Contracted Services 80%
 - Polymers 54%
 - Chlorine 205%
 - Ferric Sulfate 111%
 - Biosolids Hauling 71%
 - Professional Services 222%
 - **Total Expenses 34%**



30% increase from 2017

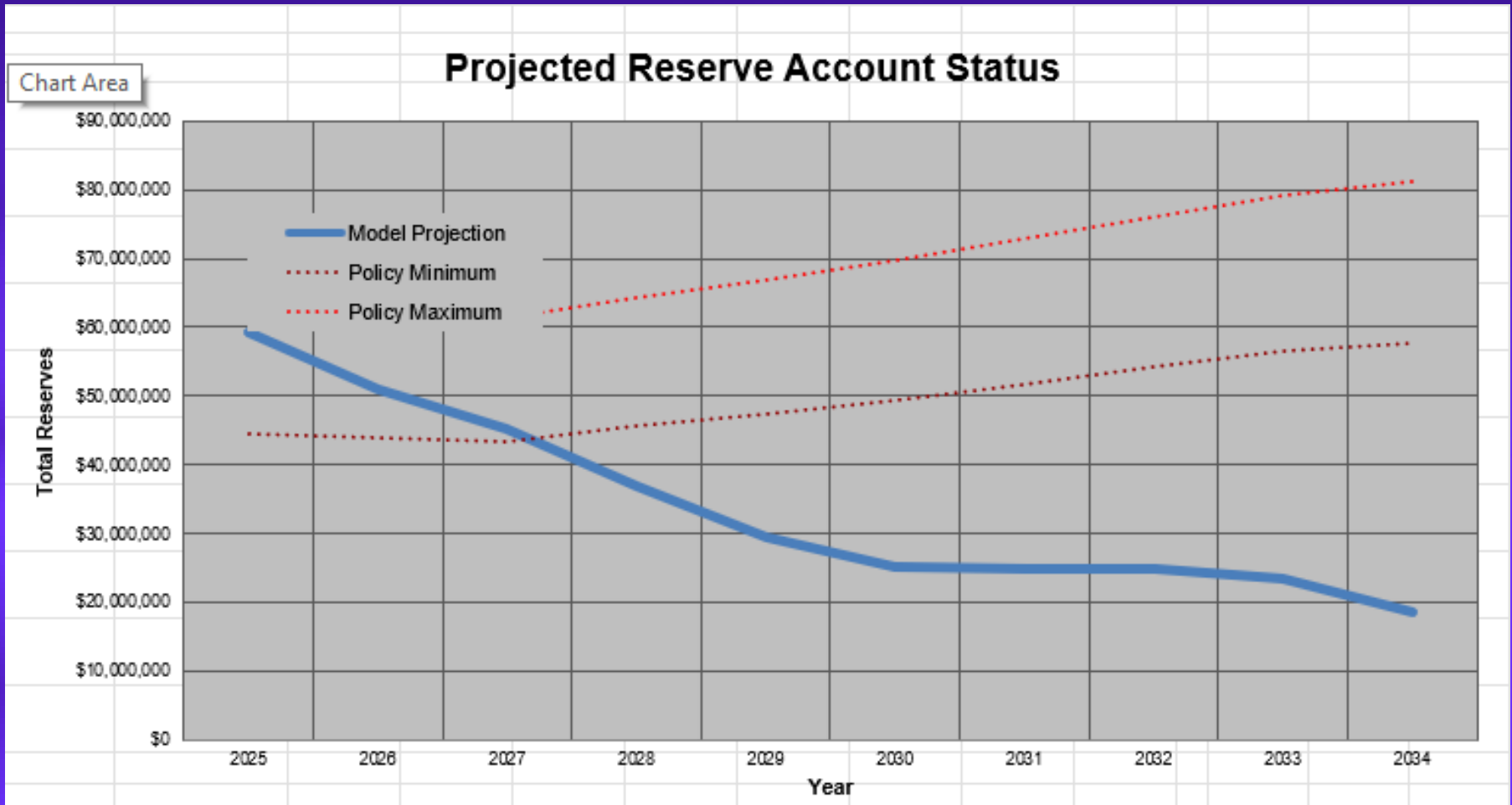


Reasons for Rate Increase

- Aging Infrastructure
 - 2025-2035 Repairs and Replacements
 - \$130 M Collection System
 - \$80 M Treatment Plant
 - Regulatory Requirements
 - Completed Effluent Pipeline and Pump Station in 2024 for Mandatory DWQ Phosphorous Regulations using District Reserves



Financial Model Projections - Current

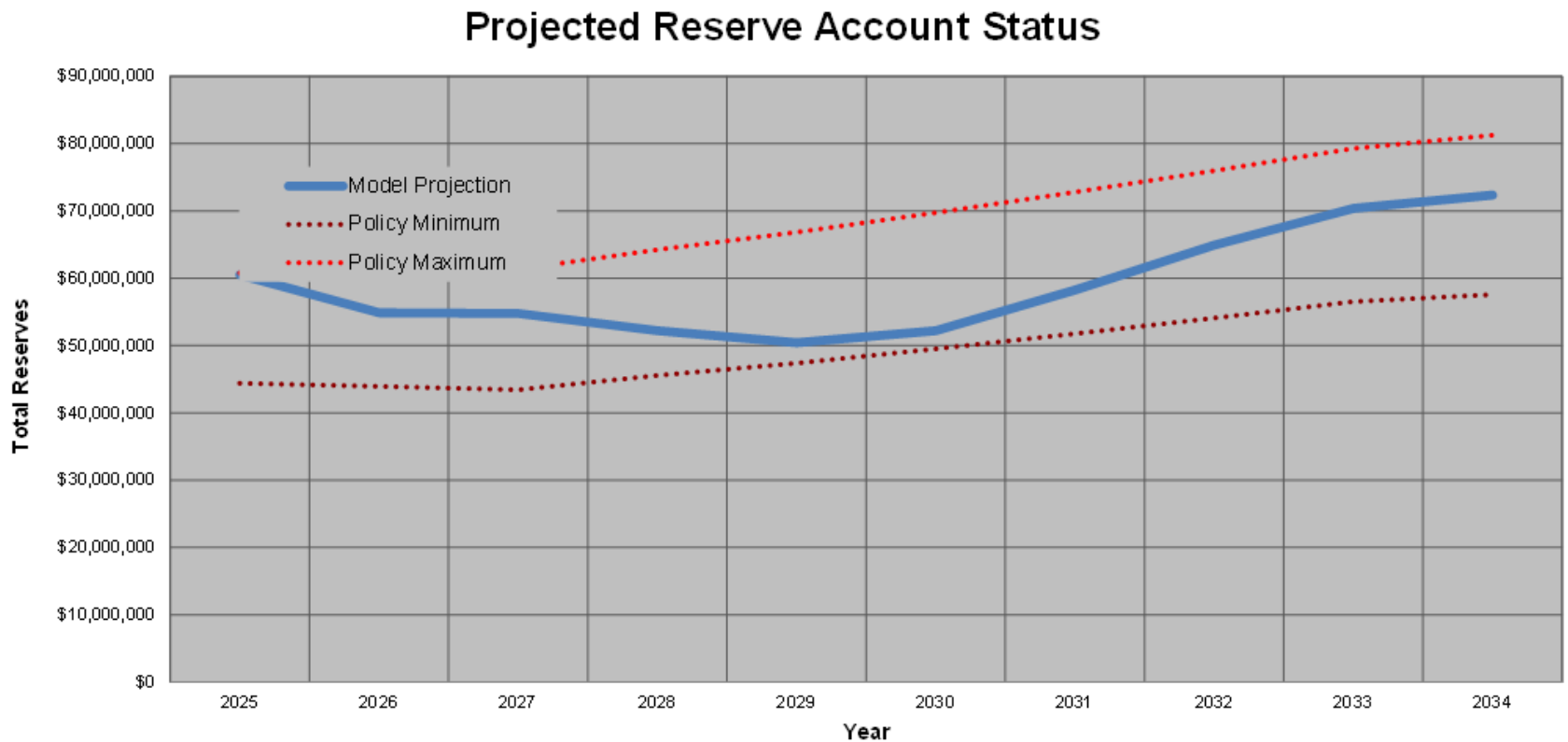


Proposed Rate Increase

- Current wholesale rate to cities
 - \$21.50 per month per residential unit
- Proposed rate increase July 1, 2025
 - \$2.50 per month increase to \$24.00
- Additional rate increase July 1, 2027
 - \$2.50 per month increase to \$26.50



Financial Model Projections – with proposed increases



2024 Utah Utility Trends

- CWSID
 - Increased Tax by 8.86%
 - Increased User Fee by 5% in 2023
- CDSD
 - \$3.00 per month for 2025, 2026, 2027, 2028
- SDSD
 - \$8.00 per month

Wasatch Front Average			
	Mar-24	Sep-24	% Increase
MIN	\$ 23.00	\$ 23.00	0.0%
AVERAGE	\$ 44.31	\$ 46.55	5.1%
MEDIAN	\$ 42.34	\$ 44.82	5.9%
MAX	\$ 80.00	\$ 80.00	0.0%



Questions?

